



BOX-T

Aspiratori cassonati a doppia aspirazione a trasmissione Belt driven double inlet box fans



ErP 125/2009/CE



UE 1253/2014

Conformi

alla Direttiva ErP 125/2009/CE e al Regolamento UE 1253/2014 (Unità di ventilazione)

Comply

with ErP Directive 125/2009/CE and EU Regulation 1253/2014 (Ventilation unit)

DESCRIZIONE

Gli aspiratori della serie BOX-T sono particolarmente indicati negli impianti in cui si deve effettuare ricambio o filtrazione d'aria. Particolarmente silenziosi, sono ideali in ambienti sia civili che industriali, dove il rumore è un problema. Sono adatti per convogliare aria con temperatura da -20°C a +50°C.

CONSTRUZIONE

- Telaio in profilo d'alluminio e pannelli smontabili in lamiera zincata. Pannello d'ispezione con maniglie ergonomiche per facilitare l'accessibilità.
- Materassino fonoassorbente di spessore 20 mm, realizzato in poliuretano espanso autoestinguente (grado HF1 secondo lo standard UL94) con film protettivo in PU liscio, che permette una facile pulizia.
- Ventilatore centrifugo ad alte prestazioni, doppia aspirazione con girante pale avanti per azionamento a trasmissione, accoppiato al motore mediante cinghie trapezoidali e pulegge.
- Cinghie trapezoidali in EPDM con tecnologia innovativa a fianchi nudi esente di manutenzione, non risente del notevole calo di tensione nelle prime ore dopo l'installazione, massima efficienza energetica, straordinaria capacità di potenza, antistatiche, elevata precisione dimensionale, perdita di tensione minima.
- Pulegge a gole trapezoidali in ghisa con trattamento protettivo di fosfatazione e bilanciate staticamente, bussole coniche in ghisa con alesaggi ISO G7.
- Unità ventilante e motore sostenuti da un basamento in profili di alluminio, isolati dalla struttura mediante supporti antivibranti e giunto flessibile sulla mandata, questo garantisce l'assorbimento delle vibrazioni in funzione di una corretta ripartizione dei pesi all'interno dell'unità ventilante. Supporti antivibranti in elastomero per le taglie da 7/7 al 12/12 mentre in molla dal 15/15 al 630.
- Motore montato su una slitta tendicinghia per facilitare la manutenzione ed eventuale sostituzione.

MOTORE

Motore asincrono trifase a norme internazionali IEC 60034, IEC 60072, EMC 2014/30/UE, LVD 2014/35/UE, marcato CE, IP55, classe F. Idoneo ad un servizio S1 (funzionamento continuo a carico costante).

ACCESSORI

- TPCR - Tronchetto premente con rete
- TPSR - Tronchetto premente senza rete
- SRB - Serranda di regolazione
- FL - Filtro G4 sp. 98 mm
- PFL - Portafiltro
- Piede per Box-T FC 7/7 al 12/12
- Tettuccio parapigioggia
- Interruttore di servizio monofase o trifase.

DESCRIPTION

The fans of the BOX-T series are particularly designed for air extraction, supply or filtration. Their main characteristic is the low noise level which makes them ideal for urban environments and industrial sites where the noise is an issue. They are suitable for conveying air with a temperature from -20°C to +50°C.

CONSTRUCTION

- Frame in extruded aluminium profiles and removable panels in galvanized steel sheet. inspection panel with ergonomic handles to facilitate accessibility.
- 20 mm thick sound-absorbing lining, made of self-extinguishing expanded polyurethane (HF1 grade according to UL94 standard) with smooth PU protective film, which allows easy cleaning.
- High performance centrifugal fan, double inlet with forward-curved blade impeller for transmission drive, coupled to the motor by trapezoidal belts and pulleys.
- Trapezoidal EPDM belts with innovative technology with bare sides maintenance-free. It does not suffer from the considerable drop in voltage in the first hours after installation, maximum energy efficiency, extraordinary power capacity, antistatic, high dimensional accuracy, minimum voltage loss.
- Pulleys with trapezoidal grooves built in cast iron with protective phosphating treatment and statically balanced, cast iron conical bushes with ISO G7 bores.
- Fan and motor unit supported by a base in aluminium profiles, insulated from the structure by anti-vibration supports and flexible joint on the delivery, this guarantees the absorption of the vibrations according to a correct distribution of the weights inside the ventilating unit. Anti-vibration mountings in elastomer for sizes from 7/7 to 12/12 while in spring from 15/15 to 630.
- Motor mounted on a belt tensioner slide to facilitate maintenance and possible replacement.

MOTOR

Three-phase asynchronous motor to international standards IEC 60034, IEC 60072, EMC 2014/30 / EU, LVD 2014/35 / EU, CE marked, IP55, class F. Suitable for S1 service (continuous operation with constant load).

ACCESSORIES

- TPCR - Outlet connector with net
- TPSR - Outlet connector without net
- SRB - Adjustment damper
- FL - Filter G4, 98 mm thick
- PFL - Filter holder
- Feet for Box-T FC 7/7 to 12/12
- Rainproof cover
- Single-phase or three-phase service switch.

VERSIONI | VERSIONS



BOX-T ATEX

Versione antideflagrante secondo la Direttiva 2014/34/UE Explosion-proof version according to Directive 2014/34/UE



BOX-T HT

Versione per l'estrazione dei fumi d'incendio certificata F400 secondo la EN 12101-3:2015
Version for smoke extraction, F400 certified according to EN 12101-3:2015

PRESTAZIONI | PERFORMANCE

BOX-T

Le prestazioni aerauliche sono rilevate in conformità alla norma EN ISO 5801/AMCA 210 con densità dell'aria standard avente peso specifico 1,2 Kg/m³. Alimentazione 230V/1Ph/50Hz o 400V/3Ph/50Hz. In conformità al regolamento UE 1253/2014, le Unità di Ventilazione a singolo flusso devono essere abbinate al momento della messa in servizio, a un azionamento a velocità multiple o variatore di velocità (VSD).

Air performances measured according to EN ISO 5801 / AMCA 210 standard with air density with 1.2 Kg/m³ specific weight. Power supply 230V/1Ph/50Hz or 400V/3Ph/50Hz. In compliance with EU Regulation 1253/2014, the single flow Ventilation Units must be connected to a VSD (Variable Speed Drive) when put into service.

Lp A 3 metri.
At 3 meters

Lw Livello di potenza sonora ottenuto secondo norma AMCA 301 in camera riverberante. Installazione D (Ducted Inlet, Ducted Outlet). Tolleranza ± 3 dB(A). L'area di lavoro evidenziata in grigio è indicativa dei modelli presentati a catalogo. Per altre aree di lavoro, contattare l'ufficio tecnico-commerciale. Sound power level obtained according to AMCA 301 in reverberating room. Installation D (Ducted Inlet, Ducted Outlet). Tolerance ± 3 dB(A). The grey working area represents the models shown on the catalogue. For different working areas, please contact our sales engineering service.

LIMITI D'IMPIEGO | OPERATIONAL LIMITS

Modello Model	Potenza motore Motor power		Giri del ventilatore Fan RPM		Portata d'aria Airflow	
	Min (kW)	Max (kW)	Min (rpm)	Max (rpm)	Min (m ³ /h)	Max (m ³ /h)
BOX-T 7/7	0,25	1,1	1000	1900	1000	3600
BOX-T 9/7	0,25	1,5	800	1800	1000	4400
BOX-T 9/9	0,25	1,5	800	1700	1200	5400
BOX-T 10/8	0,25	2,2	700	1700	1200	6200
BOX-T 10/10	0,25	2,2	700	1700	1500	6800
BOX-T 12/9	0,37	3	650	1500	1750	8500
BOX-T 12/12	0,37	3	650	1500	2000	9500
BOX-T 15/15	1,1	4	600	1200	3150	14500
BOX-T 18/18	1,1	7,5	500	1100	4000	20700
BOX-T 500	2,2	7,5	500	1000	7500	27500
BOX-T 560	3	15	450	850	8000	39000
BOX-T 630	3	15	450	750	12000	47000

I dati riportati nella tabella dei limiti d'impiego sono puramente indicativi delle prestazioni massime a fine curva. Per una accurata selezione, far riferimento alle curve prestazionali o contattare il nostro ufficio tecnico-commerciale. The operational limits reported in the table are merely indicative of the maximum performances at the end of the curve. For an accurate selection, refer to the curves or contact our technical department.

A RICHIESTA | UPON REQUEST

- Versione con motori trifase doppia polarità (4/6 poli)
- Versione con motore asincrono monofase, IP55, classe F
- Pannelli in INOX
- Doppia pannellatura (spessore disponibile: 23 mm)
- ATEX II3D

- Version with three-phase double polarity motor (4/6 poli)
- Asynchronous mono-phase motors, IP 55, class F
- Panels in INOX
- Double skin panels (available thickness: 23 mm)
- ATEX II3D

NB

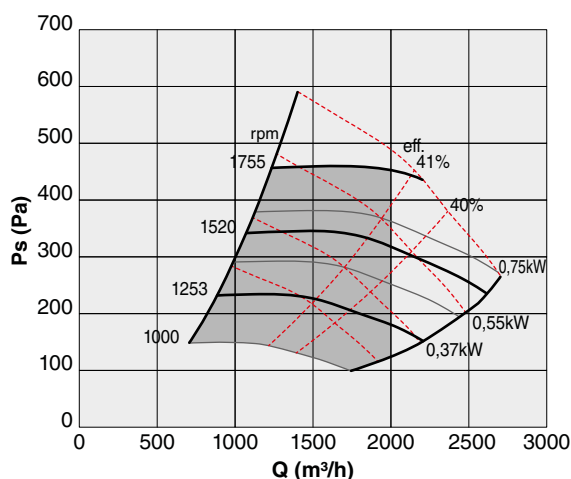
Le prestazioni aerauliche (m³/h e Pa) riportate in tabella indicano un punto di lavoro consigliato.
The aeraulic performances (m³/h and Pa) shown in the tables indicate a recommended working point.

BOX-T 7/7

Code	Modello Model	U	P	kW	A	Q m ³ /h	Ps Pa	IE3	IP/CL
1BT1996	BOX-T 7/7 - 037KW - 1253 RPM	T	4	0,37	1,25	2.000	180	-	55/F
1BT1979	BOX-T 7/7 - 055KW - 1360 RPM	T	4	0,55	1,60	2.000	232	-	55/F
1BT1997	BOX-T 7/7 - 055KW - 1520 RPM	T	4	0,55	1,60	2.000	310	-	55/F
1BT1998	BOX-T 7/7 - 075KW - 1755 RPM	T	4	0,75	2,10	2.000	450	✓	55/F
1BT1980	BOX-T 7/7 - 075KW - 1576 RPM	T	4	0,75	2,10	2.000	350	✓	55/F

LIVELLI SONORI | SOUND LEVELS dB(A)

Hz		63	125	250	500	1000	2000	4000	8000	TOT
1BT1996	Lw	48	61	67	64	64	61	56	57	71
	Lp 3 mt	28	41	46	43	43	40	36	37	51
1BT1979	Lw	50	62	70	71	68	66	61	58	75
	Lp 3 mt	30	41	49	50	47	45	40	37	55
1BT1997	Lw	50	63	69	65	66	63	58	60	73
	Lp 3 mt	30	43	48	45	46	42	38	40	53
1BT1998	Lw	52	65	71	67	69	65	61	62	75
	Lp 3 mt	32	45	50	47	48	44	40	42	55
1BT1980	Lw	53	63	73	75	70	69	64	59	79
	Lp 3 mt	32	43	52	54	50	49	43	39	58

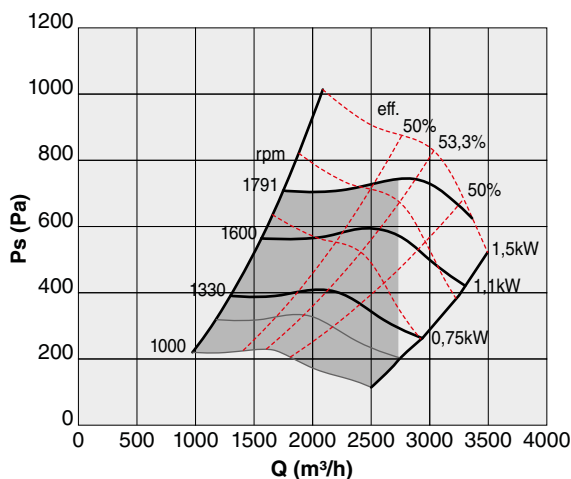


BOX-T 9/7

Code	Modello Model	U	P	kW	A	Q m ³ /h	Ps Pa	IE3	IP/CL
1BT2647	BOX-T 9/7 - 0,75kW - 1330 RPM	T	4	0,75	2,10	2.700	300	✓	55/F
1BT2632	BOX-T 9/7 - 1,1KW - 1440 RPM	T	4	1,1	2,50	2.700	405	✓	55/F
1BT2648	BOX-T 9/7 - 1,1KW - 1600 RPM	T	4	1,1	2,50	2.700	578	✓	55/F
1BT2633	BOX-T 9/7 - 1,5KW - 1693 RPM	T	4	1,5	3,30	2.700	665	✓	55/F
1BT2649	BOX-T 9/7 - 1,5KW - 1791 RPM	T	4	1,5	3,30	2.700	745	✓	55/F

LIVELLI SONORI | SOUND LEVELS

Hz		63	125	250	500	1000	2000	4000	8000	TOT
1BT2647	Lw	55	66	67	64	63	62	58	58	72
	Lp 3 mt	34	45	47	43	42	42	37	37	52
1BT2632	Lw	57	68	75	73	69	67	64	59	79
	Lp 3 mt	37	47	54	53	49	46	43	38	58
1BT2648	Lw	55	67	68	66	65	63	57	60	74
	Lp 3 mt	34	46	48	45	44	43	36	39	53
1BT2633	Lw	59	69	78	78	73	70	67	59	82
	Lp 3 mt	38	48	58	57	52	50	46	38	62
1BT2649	Lw	55	68	69	67	66	64	56	61	74
	Lp 3 mt	34	47	49	47	46	43	36	41	54



sez.
1.8

BOX-T aspiratori cassettonati | box fans

NB

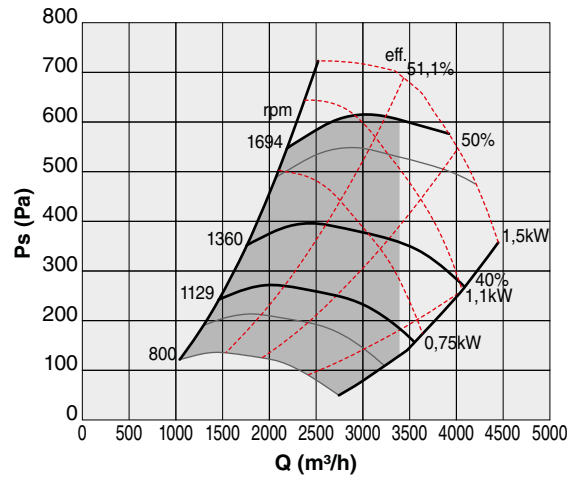
Le prestazioni aerauliche (m³/h e Pa) riportate in tabella indicano un punto di lavoro consigliato.
The aeraulic performances (m³/h and Pa) shown in the tables indicate a recommended working point.

BOX-T 9/9

Code	Modello Model	U	P	kW	A	Q m ³ /h	Ps Pa	IE3	IP/CL
1BT2997	BOX-T 9/9 - 075KW - 1128 RPM	T	4	0,75	2,10	3.400	182	✓	55/F
1BT2832	BOX-T 9/9 - 1,1KW - 1213 RPM	T	4	1,1	2,50	3.400	250	✓	55/F
1BT2998	BOX-T 9/9 - 1,1KW - 1360 RPM	T	4	1,1	2,50	3.400	358	✓	55/F
1BT2833	BOX-T 9/9 - 1,5KW - 1520 RPM	T	4	1,5	3,30	3.400	470	✓	55/F
1BT2999	BOX-T 9/9 - 1,5KW - 1694 RPM	T	4	1,5	3,30	3.400	604	✓	55/F

LIVELLI SONORI | SOUND LEVELS

Hz		63	125	250	500	1000	2000	4000	8000	TOT
1BT2997	Lw	53	60	65	63	62	60	56	55	70
	Lp 3 mt	32	40	45	43	41	39	35	35	49
1BT2832	Lw	54	63	69	70	67	63	59	56	74
	Lp 3 mt	33	43	48	49	46	43	39	36	54
1BT2998	Lw	53	62	67	65	63	60	56	58	71
	Lp 3 mt	32	41	46	44	43	40	35	38	51
1BT2833	Lw	58	68	73	76	73	69	65	58	80
	Lp 3 mt	37	47	53	56	52	48	44	38	59
1BT2999	Lw	57	64	70	69	67	64	58	62	75
	Lp 3 mt	36	44	50	48	46	44	38	41	54

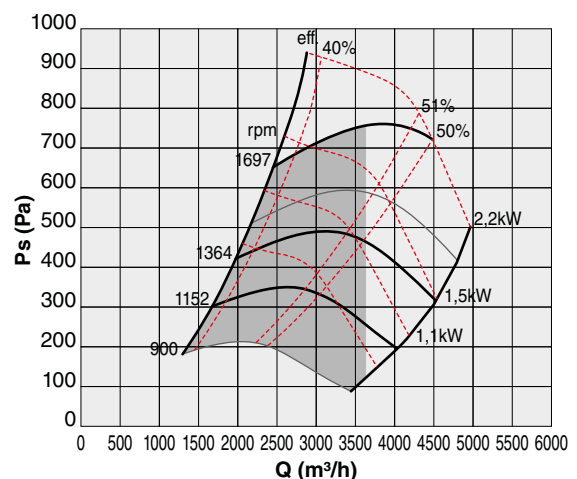


BOX-T 10/8

Hz	Modello Model	U	P	kW	A	Q m ³ /h	Ps Pa	IE3	IP/CL
1BT3647	BOX-T 10/8 - 1,1KW - 1152 RPM	T	4	1,1	2,50	3.600	260	✓	55/F
1BT3632	BOX-T 10/8 - 1,5KW - 1222 RPM	T	4	1,5	3,30	3.600	330	✓	55/F
1BT3648	BOX-T 10/8 - 1,5KW - 1364 RPM	T	4	1,5	3,30	3.600	465	✓	55/F
1BT3633	BOX-T 10/8 - 2,2KW - 1521 RPM	T	4	2,2	4,60	3.600	610	✓	55/F
1BT3649	BOX-T 10/8 - 2,2KW - 1697 RPM	T	4	2,2	4,60	3.600	755	✓	55/F

LIVELLI SONORI | SOUND LEVELS

Hz		63	125	250	500	1000	2000	4000	8000	TOT
1BT3647	Lw	56	64	68	64	63	60	59	59	72
	Lp 3 mt	36	43	48	44	42	40	39	38	52
1BT3632	Lw	59	68	73	73	69	65	62	60	78
	Lp 3 mt	38	48	52	53	48	45	42	40	57
1BT3648	Lw	56	65	69	66	65	62	62	61	74
	Lp 3 mt	35	44	49	45	44	41	41	41	53
1BT3633	Lw	57	67	76	79	74	71	67	66	82
	Lp 3 mt	37	47	55	58	53	50	46	45	62
1BT3649	Lw	51	66	70	68	68	66	67	63	76
	Lp 3 mt	31	45	50	48	48	45	47	43	55



sez. 1.8

BOX-T aspiratori cassonati | box fans

PRESTAZIONI | PERFORMANCE

BOX-T

NB

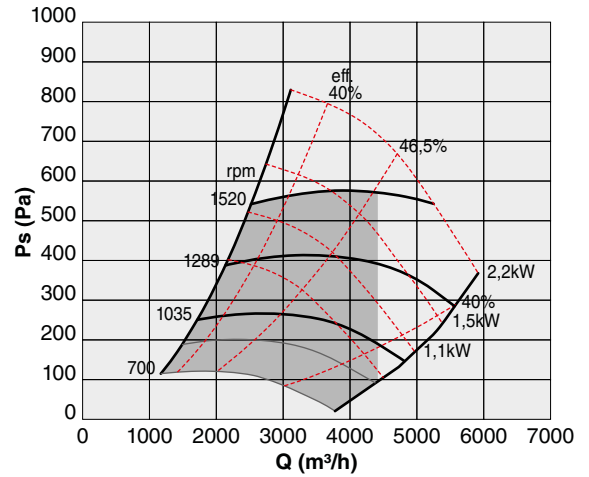
Le prestazioni aerauliche (m³/h e Pa) riportate in tabella indicano un punto di lavoro consigliato.
The aeraulic performances (m³/h and Pa) shown in the tables indicate a recommended working point.

BOX-T 10/10

Code	Modello Model	U	P	kW	A	Q m ³ /h	Ps Pa	IE3	IP/CL
1BT3996	BOX-T 10/10 - 1,1KW - 1036 RPM	T	4	1,1	2,50	4.400	190	✓	55/F
1BT3979	BOX-T 10/10 - 1,5KW - 1152 RPM	T	4	1,5	3,30	4.400	285	✓	55/F
1BT3997	BOX-T 10/10 - 1,5KW - 1289 RPM	T	4	1,5	3,30	4.400	394	✓	55/F
1BT3980	BOX-T 10/10 - 2,2KW - 1440 RPM	T	4	2,2	4,60	4.400	510	✓	55/F
1BT3998	BOX-T 10/10 - 2,2KW - 1520 RPM	T	4	2,2	4,60	4.400	574	✓	55/F

LIVELLI SONORI | SOUND LEVELS dB(A)

Hz		63	125	250	500	1000	2000	4000	8000	TOT
1BT3996	Lw	53	63	68	65	65	61	56	54	72
	Lp 3 mt	33	43	47	45	45	41	36	34	52
1BT3979	Lw	53	64	71	73	69	66	61	55	77
	Lp 3 mt	33	43	51	52	49	46	40	35	57
1BT3997	Lw	53	64	69	67	66	62	56	58	74
	Lp 3 mt	33	44	49	47	46	42	35	37	53
1BT3980	Lw	58	68	76	79	75	72	66	58	82
	Lp 3 mt	37	47	56	58	55	52	46	37	62
1BT3998	Lw	56	67	71	70	69	64	58	60	76
	Lp 3 mt	35	46	51	49	48	44	37	40	55

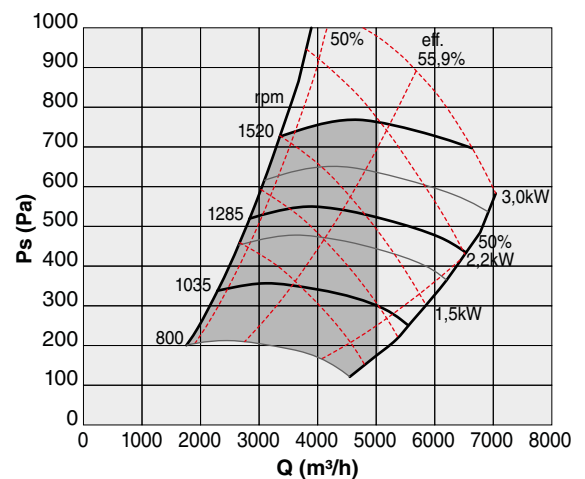


BOX-T 12/9

Code	Modello Model	U	P	kW	A	Q m ³ /h	Ps Pa	IE3	IP/CL
1BT4647	BOX-T 12/9 - 1,5KW - 1036 RPM	T	4	1,5	3,30	5.000	300	✓	55/F
1BT4643	BOX-T 12/9 - 2,2KW - 1152 RPM	T	4	2,2	4,60	5.000	400	✓	55/F
1BT4648	BOX-T 12/9 - 2,2KW - 1286 RPM	T	4	2,2	4,60	5.000	523	✓	55/F
1BT4644	BOX-T 12/9 - 3,0KW - 1420 RPM	T	4	3	6,30	5.000	658	✓	55/F
1BT4649	BOX-T 12/9 - 3,0KW - 1520 RPM	T	4	3	6,30	5.000	764	✓	55/F

LIVELLI SONORI | SOUND LEVELS dB(A)

Hz		63	125	250	500	1000	2000	4000	8000	TOT
1BT4647	Lw	53	66	69	66	64	63	59	59	73
	Lp 3 mt	32	45	48	46	43	42	39	38	53
1BT4643	Lw	55	66	75	75	71	67	65	61	80
	Lp 3 mt	34	45	54	55	50	47	44	41	59
1BT4648	Lw	54	68	71	68	66	65	62	62	76
	Lp 3 mt	33	47	51	48	45	44	42	41	55
1BT4644	Lw	58	68	80	81	75	71	68	64	84
	Lp 3 mt	38	48	59	60	55	51	48	44	64
1BT4649	Lw	56	71	73	70	68	66	65	65	78
	Lp 3 mt	36	50	53	49	47	46	44	44	57



sez.
1.8

BOX-T aspiratori cassonati | box fans

NB

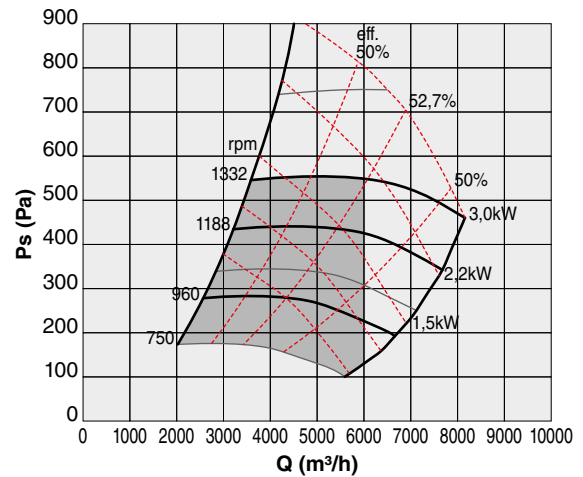
Le prestazioni aerauliche (m³/h e Pa) riportate in tabella indicano un punto di lavoro consigliato.
The aeraulic performances (m³/h and Pa) shown in the tables indicate a recommended working point.

BOX-T 12/12

Code	Modello Model	U	P	kW	A	Q m ³ /h	Ps Pa	IE3	IP/CL
1BT4993	BOX-T 12/12 - 1,5KW - 960 RPM	T	4	1,5	3,30	6.000	232	✓	55/F
1BT4987	BOX-T 12/12 - 2,2KW - 1075 RPM	T	4	2,2	4,60	6.000	330	✓	55/F
1BT4994	BOX-T 12/12 - 2,2KW - 1188 RPM	T	4	2,2	4,60	6.000	426	✓	55/F
1BT4988	BOX-T 12/12 - 3,0KW - 1243 RPM	T	4	3	6,30	6.000	470	✓	55/F
1BT4995	BOX-T 12/12 - 3,0KW - 1332 RPM	T	4	3	6,30	6.000	550	✓	55/F

LIVELLI SONORI | SOUND LEVELS

Hz		63	125	250	500	1000	2000	4000	8000	TOT
1BT4993	Lw	54	64	69	66	64	63	54	55	73
	Lp 3 mt	34	44	48	45	43	43	34	34	52
1BT4987	Lw	57	67	73	74	70	67	62	55	78
	Lp 3 mt	36	46	53	54	50	46	42	34	58
1BT4994	Lw	56	66	70	68	66	64	55	58	74
	Lp 3 mt	36	45	50	47	45	44	35	37	54
1BT4988	Lw	59	69	76	78	73	70	66	56	82
	Lp 3 mt	39	49	55	57	53	49	46	35	61
1BT4995	Lw	58	67	71	69	67	65	56	60	75
	Lp 3 mt	37	46	51	48	46	44	35	39	55

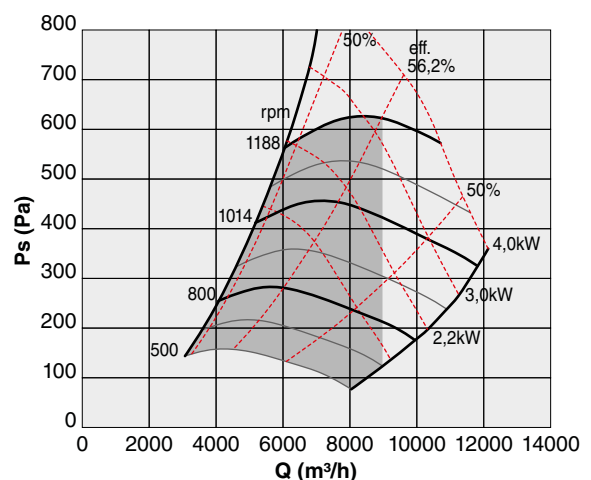


BOX-T 15/15

Code	Modello Model	U	P	kW	A	Q m ³ /h	Ps Pa	IE3	IP/CL
1BT5997	BOX-T 15/15 - 2,2KW - 800 RPM	T	4	2,2	4,60	9.000	213	✓	55/F
1BT5979	BOX-T 15/15 - 3,0KW - 912 RPM	T	4	3	6,30	9.000	315	✓	55/F
1BT5998	BOX-T 15/15 - 3,0KW - 1014 RPM	T	4	3	6,30	9.000	420	✓	55/F
1BT5980	BOX-T 15/15 - 4,0KW - 1062 RPM	T	4	4	8,10	9.000	475	✓	55/F
1BT5999	BOX-T 15/15 - 4,0KW - 1125 RPM	T	4	4	8,10	9.000	550	✓	55/F

LIVELLI SONORI | SOUND LEVELS

Hz		63	125	250	500	1000	2000	4000	8000	TOT
1BT5997	Lw	55	65	67	67	64	62	56	59	73
	Lp 3 mt	35	45	47	47	43	42	35	39	52
1BT5979	Lw	58	69	75	75	72	67	63	57	80
	Lp 3 mt	38	48	54	54	52	47	43	37	59
1BT5998	Lw	57	67	68	68	65	63	57	63	74
	Lp 3 mt	37	46	48	48	44	42	36	43	54
1BT5980	Lw	61	71	78	77	75	70	66	58	82
	Lp 3 mt	40	50	57	57	54	49	45	38	62
1BT5999	Lw	58	68	69	69	66	63	58	65	75
	Lp 3 mt	38	47	49	48	45	43	37	44	55



NB

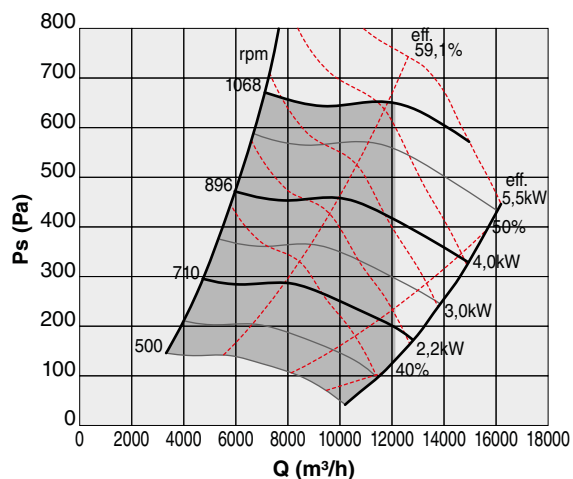
Le prestazioni aeruliche (m³/h e Pa) riportate in tabella indicano un punto di lavoro consigliato.
The aerulic performances (m³/h and Pa) shown in the tables indicate a recommended working point.

BOX-T 18/18

Code	Modello Model	U	P	kW	A	Q m ³ /h	Ps Pa	IE3	IP/CL
1BT6997	BOX-T 18/18 - 3,0KW - 710 RPM	T	4	3	6,30	12.000	200	✓	55/F
1BT6979	BOX-T 18/18 - 4,0KW - 800 RPM	T	4	4	8,10	12.000	300	✓	55/F
1BT6998	BOX-T 18/18 - 4,0KW - 896 RPM	T	4	4	8,10	12.000	420	✓	55/F
1BT6980	BOX-T 18/18 - 5,5KW - 957 RPM	T	4	5,5	10,40	12.000	500	✓	55/F
1BT6999	BOX-T 18/18 - 5,5KW - 1068 RPM	T	4	5,5	10,40	12.000	650	✓	55/F

LIVELLI SONORI | SOUND LEVELS

Hz		63	125	250	500	1000	2000	4000	8000	TOT
1BT6997	Lw	59	66	67	67	66	65	58	59	74
	Lp 3 mt	39	46	47	47	45	44	37	38	53
1BT6979	Lw	62	71	74	73	73	72	65	60	80
	Lp 3 mt	42	51	54	53	53	51	44	40	60
1BT6998	Lw	61	68	69	69	74	66	60	63	77
	Lp 3 mt	41	47	48	49	53	46	40	43	57
1BT6980	Lw	64	74	78	77	76	80	69	62	84
	Lp 3 mt	44	54	57	57	55	59	48	41	64
1BT6999	Lw	63	69	71	71	79	68	62	66	81
	Lp 3 mt	43	49	50	51	58	47	42	46	60

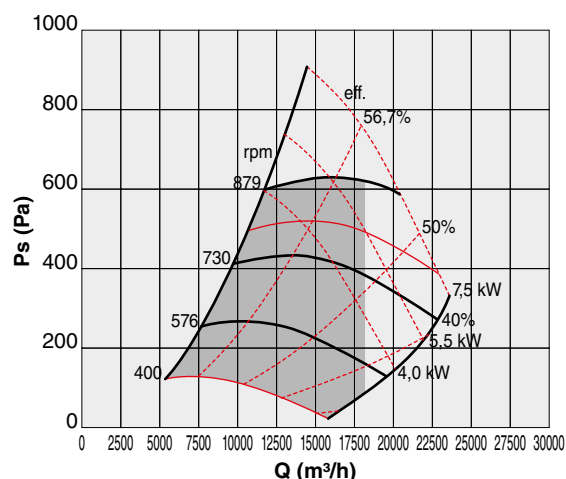


BOX-T 500

Code	Modello Model	U	P	kW	A	Q m ³ /h	Ps Pa	IE3	IP/CL
1BT7572	BOX-T 500 - 4,0KW - 576 RPM	T	4	4	8,10	18.000	170	✓	55/F
1BT7570	BOX-T 500 - 5,5KW - 652 RPM	T	4	5,5	10,40	18.000	275	✓	55/F
1BT7573	BOX-T 500 - 5,5KW - 730 RPM	T	4	5,5	10,40	18.000	385	✓	55/F
1BT7571	BOX-T 500 - 7,5KW - 815 RPM	T	4	7,5	14,40	18.000	520	✓	55/F
1BT7574	BOX-T 500 - 7,5KW - 879 RPM	T	4	7,5	14,40	18.000	620	✓	55/F

LIVELLI SONORI | SOUND LEVELS

Hz		63	125	250	500	1000	2000	4000	8000	TOT
1BT7572	Lw	61	70	71	69	65	67	64	60	77
	Lp 3 mt	40	50	51	49	44	46	43	39	56
1BT7570	Lw	63	73	77	75	71	68	68	64	81
	Lp 3 mt	42	52	56	55	50	48	47	43	61
1BT7573	Lw	62	72	72	70	66	68	66	63	78
	Lp 3 mt	41	51	52	50	45	48	46	43	57
1BT7571	Lw	65	75	81	79	75	71	71	68	85
	Lp 3 mt	45	55	60	59	54	50	51	47	64
1BT7574	Lw	64	73	74	72	68	70	69	67	80
	Lp 3 mt	44	53	53	51	48	50	48	46	59



sez. 1.8

BOX-T aspiratori cassonati | box fans

NB

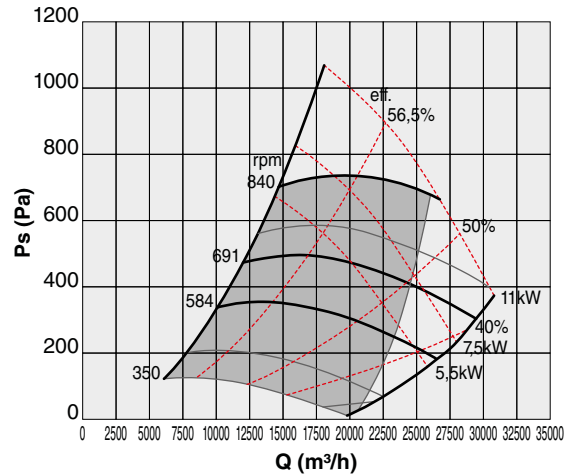
Le prestazioni aerauliche (m³/h e Pa) riportate in tabella indicano un punto di lavoro consigliato.
The aeraulic performances (m³/h and Pa) shown in the tables indicate a recommended working point.

BOX-T 560

Code	Modello Model	U	P	kW	A	Q m ³ /h	P _s Pa	IE3	IP/CL
1BT7997	BOX-T 560 - 5,5KW - 584 RPM	T	4	5,5	10,40	22.000	270	✓	55/F
1BT7995	BOX-T 560 - 7,5KW - 656 RPM	T	4	7,5	14,40	22.000	390	✓	55/F
1BT7998	BOX-T 560 - 7,5KW - 691 RPM	T	4	7,5	14,40	22.000	450	✓	55/F
1BT7996	BOX-T 560 - 11KW - 776 RPM	T	4	11	20,90	22.000	600	✓	55/F
1BT7999	BOX-T 560 - 11KW - 840 RPM	T	4	11	20,90	24.000	700	✓	55/F

LIVELLI SONORI | SOUND LEVELS

Hz		63	125	250	500	1000	2000	4000	8000	TOT
1BT7997	Lw	64	72	72	71	67	67	63	60	78
	Lp 3 mt	43	52	51	51	46	46	42	39	57
1BT7995	Lw	65	75	78	77	73	69	67	63	83
	Lp 3 mt	45	55	58	56	52	49	46	42	62
1BT7998	Lw	65	74	73	72	68	68	64	62	79
	Lp 3 mt	44	53	53	52	47	47	43	42	59
1BT7996	Lw	68	78	83	81	77	72	70	65	87
	Lp 3 mt	47	57	62	60	56	51	49	44	66
1BT7999	Lw	68	77	76	75	71	70	66	66	82
	Lp 3 mt	47	56	56	54	50	50	46	45	61

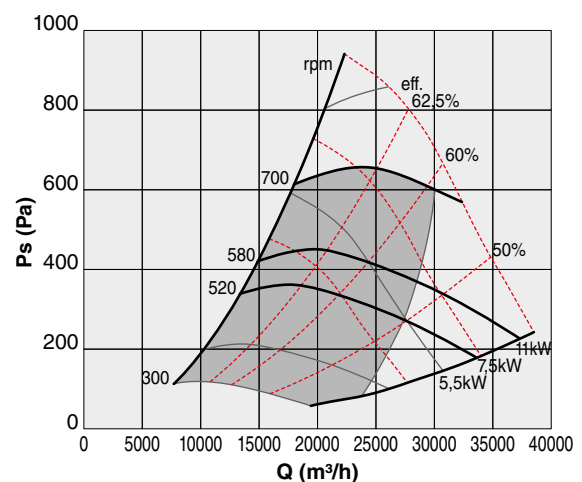


BOX-T 630

Code	Modello Model	U	P	kW	A	Q m ³ /h	P _s Pa	IE3	IP/CL
1BT8997	BOX-T 630 - 5,5KW - 520 RPM	T	4	5,5	10,40	26.000	290	✓	55/F
1BT8995	BOX-T 630 - 7,5KW - 549 RPM	T	4	7,5	14,40	28.000	320	✓	55/F
1BT8998	BOX-T 630 - 7,5KW - 580 RPM	T	4	7,5	14,40	28.000	380	✓	55/F
1BT8996	BOX-T 630 - 11KW - 656 RPM	T	4	11	20,90	28.000	525	✓	55/F
1BT8999	BOX-T 630 - 11KW - 700 RPM	T	4	11	20,90	30.000	600	✓	55/F

LIVELLI SONORI | SOUND LEVELS

Hz		63	125	250	500	1000	2000	4000	8000	TOT
1BT8997	Lw	64	73	73	70	66	64	61	61	78
	Lp 3 mt	43	52	52	50	45	43	40	40	57
1BT8995	Lw	67	76	81	79	74	69	66	62	84
	Lp 3 mt	46	56	60	58	53	48	45	42	64
1BT8998	Lw	65	74	74	72	67	65	62	63	79
	Lp 3 mt	45	54	54	51	47	45	42	42	59
1BT8996	Lw	69	79	84	82	77	72	68	64	88
	Lp 3 mt	49	59	64	61	56	51	47	44	67
1BT8999	Lw	68	76	76	73	70	67	65	66	81
	Lp 3 mt	47	56	55	53	49	47	44	45	61

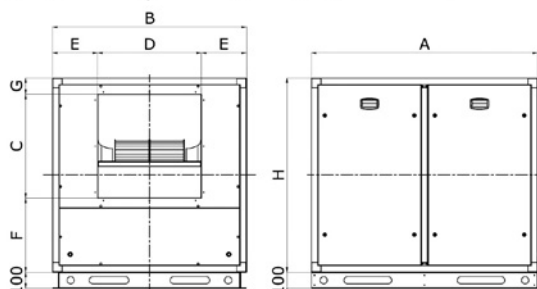
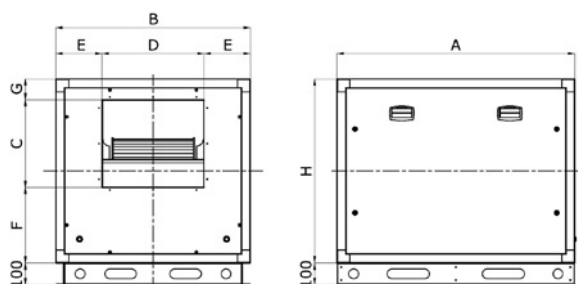
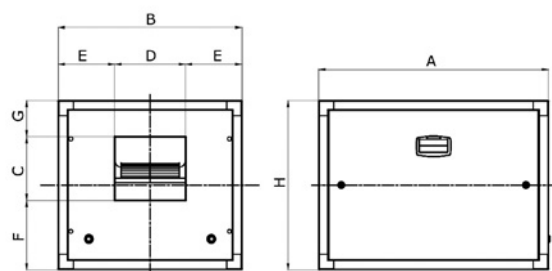


SEZ. 1.8

BOX-T aspiratori cassonati | box fans

DIMENSIONI | DIMENSIONS mm

BOX-T



BOX-T

Tipo Type	A	B	C	D	E	F	G	H	Kg
BOX-T 7/7	750	600	206	230	185	251	93	550	45
BOX-T 9/7	800	650	260	230	210	255	85	600	58
BOX-T 9/9	800	650	260	300	175	255	85	600	60
BOX-T 10/8	900	650	285	265	195	285	80	650	78
BOX-T 10/10	900	650	285	330	160	285	80	650	80
BOX-T 12/9	950	750	340	310	220	310	100	750	98
BOX-T 12/12	950	750	340	396	177	310	100	750	100

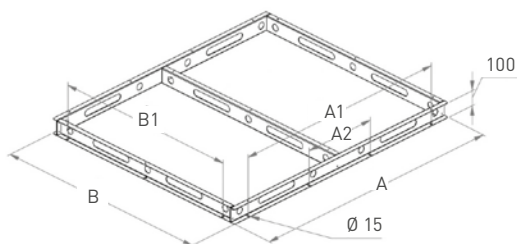
Tipo Type	A	B	C	D	E	F	G	H	Kg
BOX-T 15/15	1100	900	403	470	215	350	97	850	130
BOX-T 18/18	1270	1100	476	556	272	427	97	1000	200

Tipo Type	A	B	C	D	E	F	G	H	Kg
BOX-T 500	1400	1200	638	638	285	459	103	1200	280
BOX-T 560	1650	1350	714	714	318	496	140	1350	380
BOX-T 630	1760	1500	800	800	350	527	173	1500	410

Pesi indicativi | Indicative weights

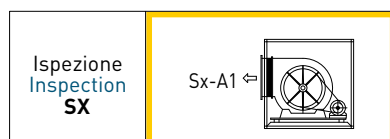
BASAMENTO DI SOLLEVAMENTO DI SERIE dalla taglia 15/15 alla 630

Lifting base assembled from sizes 15/15 to 630



Tipo Type	A	B	A1	A2	B1
15/15	1095	895	845	-	675
18/18	1265	1095	1015	-	875
500	1395	1195	1145	382	975
560	1645	1345	1395	465	1125
630	1755	1495	1505	502	1275

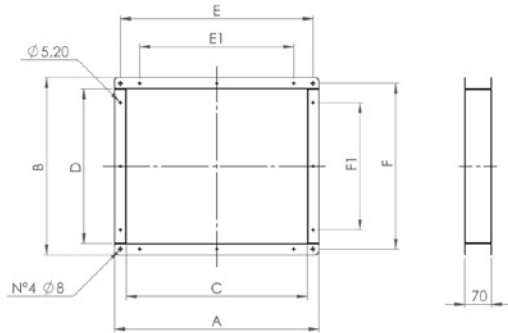
ORIENTAMENTI | DISCHARGE ANGLES



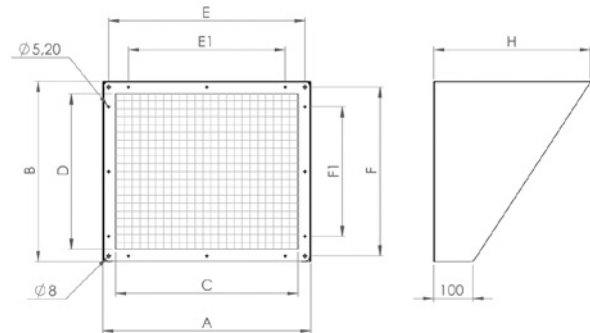
N.B.: Orientamento standard SX-A1
Standard discharge SX-A1



TPSR | TRONCHETTO PREMENTE SENZA RETE OUTLET CONNECTOR WITHOUT NET



TPCR | TRONCHETTO PREMENTE CON RETE OUTLET CONNECTOR WITH NET

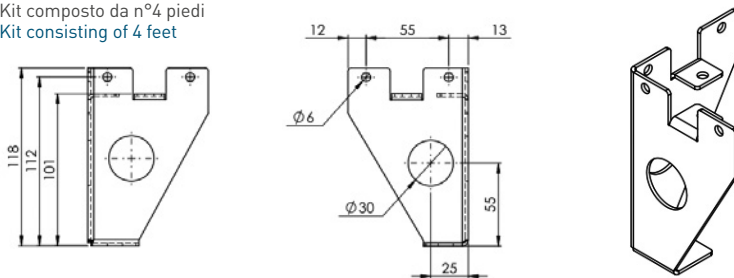


TPSR Code	TPCR Code	Tipo Type	A	B	C	D	E	E1	F	F1	H
5TR0281	5TR0291	7/	290	280	230	220	260	160	250	150	250
5TR0282	5TR0292	9/	360	320	300	260	330	230	290	190	250
5TR0283	5TR0293	10/	390	350	330	290	360	260	320	220	300
5TR0284	5TR0294	12/	455	400	395	340	425	325	370	270	300
5TR0285	5TR0295	15/	530	460	470	400	500	400	430	330	400
5TR0286	5TR0296	18/	620	540	560	480	590	490	510	410	400
5TR0287	5TR0297	500	700	700	640	640	670	570	670	570	500
5TR0288	5TR0298	560	775	775	715	715	745	645	745	645	500
5TR0289	5TR0299	630	860	860	800	800	830	730	830	730	500

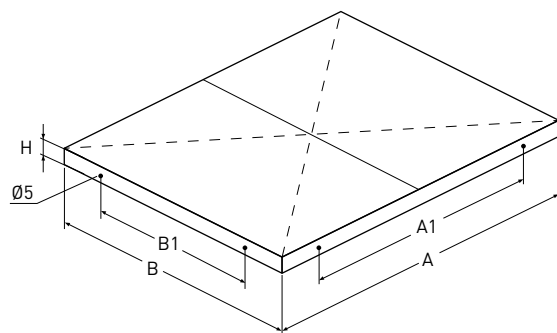
Dimensioni in mm | Dimensions in mm

1ST0027 | PIEDE PER Box-T FC 7/7 al 12/12 | FEET FOR BOX-T FC 7/7 to 12/12

Kit composto da n°4 piedi
Kit consisting of 4 feet



TETTUCCIO PARAPIOGGIA | RAINPROOF COVER

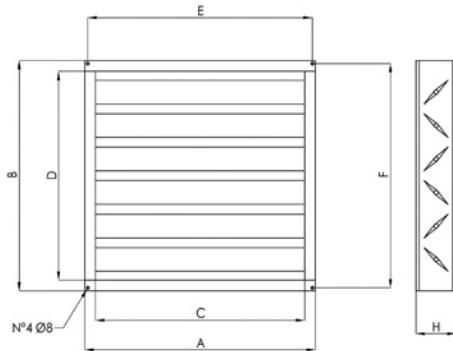


Code	Tipo Type	A	B	C	D	H
5TE0070	7/	755	605	500	350	35
5TE0071	9/	805	655	550	400	35
5TE0072	10/	905	655	650	400	35
5TE0073	12/	955	755	700	500	35
5TE0074	15/	1105	905	850	650	45
5TE0075	18/	1275	1105	1020	850	45
5TE0076	500	1405	1205	1150	950	45
5TE0077	560	1655	1355	1400	1100	45
5TE0078	630	1765	1505	1510	1250	45

Dimensioni in mm | Dimensions in mm



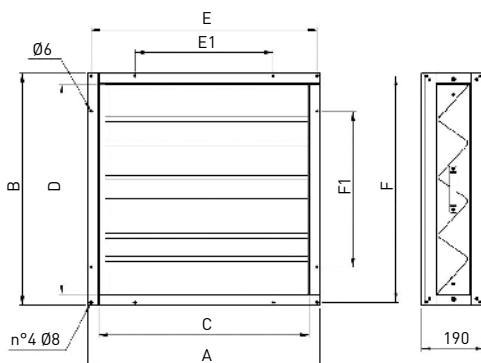
SRB | SERRANDA DI REGOLAZIONE passo 100 mm | 100 mm pitch adjustment damper



TPSR Code	Tipo Type	A	B	C	D	E	F	H
1SE9150	7/	535	485	475	425	505	455	150
1SE9151	9/	585	535	525	475	555	505	150
1SE9152	10/	585	585	525	525	555	555	150
1SE9153	12/	685	685	625	625	655	655	150
1SE9154	15/	815	765	755	705	785	735	150
1SE9155	18/	1015	915	955	855	985	885	150
1SE9156	500	1115	1115	1055	1055	1085	1085	150
1SE9157	560	1265	1265	1205	1205	1235	1235	150
1SE9158	630	1415	1415	1355	1355	1385	1385	150

Dimensioni in mm | Dimensions in mm

PFL | PORTAFILTRO | FILTER HOLDER



TPSR Code	Tipo Type	A	B	C	D	E	E1	F	F1
1PF2850	7/	535	485	475	425	505	260	455	260
1PF2851	9/	585	535	525	475	555	310	505	310
1PF2852	10/	585	585	525	525	555	360	555	360
1PF2853	12/	685	685	625	625	655	460	655	460
1PF2854	15/	815	765	755	705	785	540	735	540
1PF2855	18/	1015	915	955	855	985	690	885	690
1PF2856	500	1115	1115	1055	1055	1085	890	1085	890
1PF2857	560	1265	1265	1205	1205	1235	1040	1235	1040
1PF2858	630	1415	1415	1355	1355	1385	1190	1385	1190

Dimensioni in mm | Dimensions in mm

FL | FILTRO G4 SP. 98 mm | FILTER G4 SP. mm 98



TPSR Code	Tipo Type
1FL2850	7/
1FL2851	9/
1FL2852	10/
1FL2853	12/
1FL2854	15/
1FL2855	18/
1FL2856	500
1FL2857	560
1FL2858	630

IN | INTERRUTTORE DI SERVIZIO - SERVICE SWITCH



Code		
1IN1101	Monofase Single-phase	16A
1IN1102	Trifase Three-phase	16A
1IN1164	Trifase Three-phase	25A